

A New Life for a Former Gold & Copper Mine in Quebec

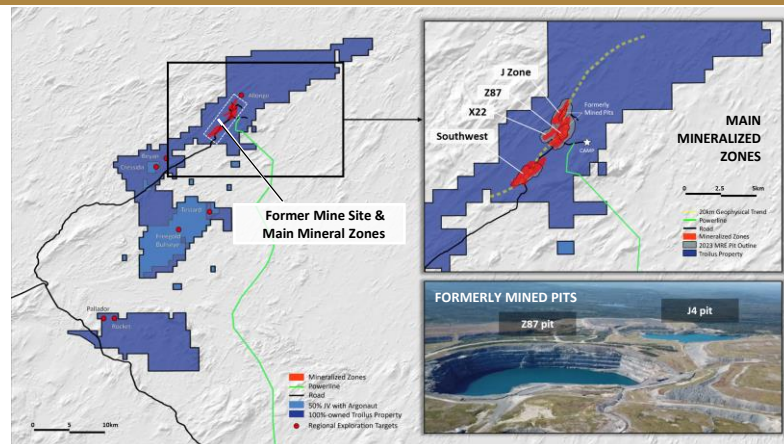
## THE TROILUS GOLD PROJECT

### WHY INVEST?

- ✓ **A Top-Ranked Mining Jurisdiction**  
Quebec, Canada, ranked #8 globally by the Fraser Institute in 2022
- ✓ **Quality Brownfield Project**  
Past-producing asset; US\$350M of inherited infrastructure
- ✓ **Robust Mineral Resource**  
11.21 Moz AuEq (Ind.), and 1.80 Moz AuEq (Inf.)\*  
One of the largest undeveloped gold-copper deposits in North America
- ✓ **Feasibility Study Underway**  
Feasibility Study expected for completion Q1 2024
- ✓ **Experienced Leadership Team**  
Proven track-record of permitting, developing & building mining projects
- ✓ **ESG Leadership**  
ECOLOGO certified; UNGC member; Targeting a carbon-neutral mining operation

\*Indicated: 508.3 Mt at 0.69 g/t AuEq ; Inferred: 80.5 Mt at 0.69 g/t AuEq

Cut off grades are based on \$US 1,850/ oz Au; \$4.25/lb Cu, and \$23.00/ oz Ag; with an exchange rate of US\$1.00: CAD\$1.30. Recoveries varied with an average of 90% Gold, 92.5% Silver and 91.8% copper without considering revenues from other metals. AuEq formulas are calculated as follows: Z87 Zone : AuEq = Au grade + 1.5628 \* Cu grade + 0.0128 \* Ag grade; J Zone : AuEq = Au grade + 1.5107 \* Cu grade + 0.0119 \* Ag grade; X22 Zone : AuEq = Au grade + 1.5628 \* Cu grade + 0.0128 \* Ag grade; SW Zone : AuEq = Au grade + 1.6823 \* Cu grade + 0.0124 \* Ag grade.



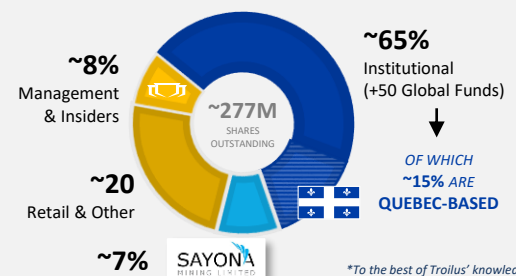
### SHARE STRUCTURE

Shares Outstanding	~277M
Warrants	~14.8M
Options	Nil
RSU's	~15.8M
52-week high/low	\$0.31-\$0.79
Market Capitalization (March 5 '24)	~C\$150M
Cash & Marketable Securities* (January 31, '24)	~C\$8.8M

### ANALYST COVERAGE

Richard Gray *Cormark*  
Jacques Wortman *Laurentian*  
Pierre Vaillancourt *Haywood*  
Brock Salier *Sprott Capital*  
Paul O'Brien *Velocity Trade*

### SHARE OWNERSHIP



\*To the best of Troilus' knowledge

### Troilus' History as a Past Producing Gold & Copper Mine



14 Years in Operation

**1996-2010**

Total Production

Gold: +2 million ounces  
Copper: ~70,000 tonnes

Value of Remaining Infrastructure

**\$350 million**

# UPDATED MINERAL RESOURCE ESTIMATE (OCT. 2023)

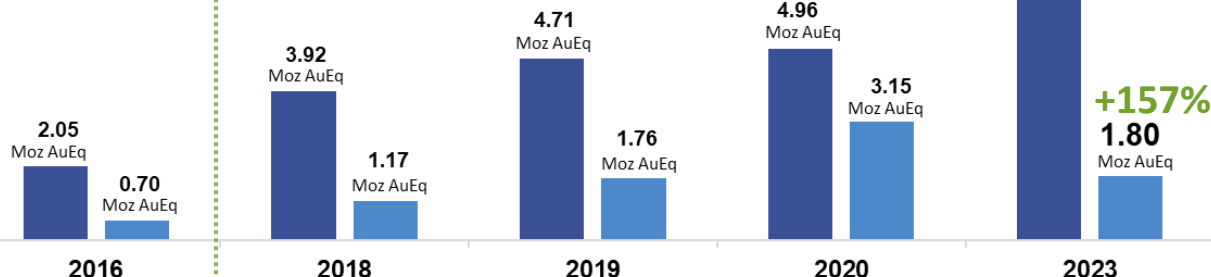
TOTAL DRILLED SINCE 2018:

2020-2023 MRE: INCLUDES NEW DRILL DATA FROM:

~322,000 metres

~216,502 metres

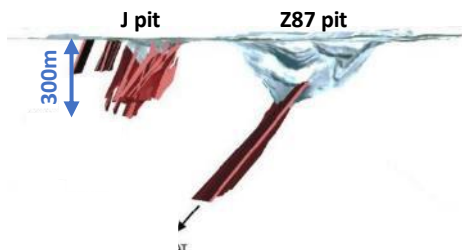
Acquisition  
of Troilus



Inf. Ind.

Tonnage (Mt)	44.0	121.7	159.1	177.3	508.3
AuEq Grade (g/t)	1.45	1.00	0.92	0.87	0.69
Tonnage (Mt)	18.7	36.1	52.7	116.7	80.5
AuEq Grade (g/t)	1.16	1.01	1.04	0.84	0.69

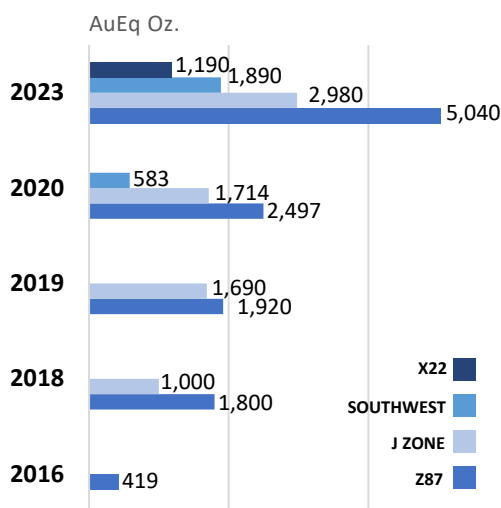
2016: INHERITED RESOURCE



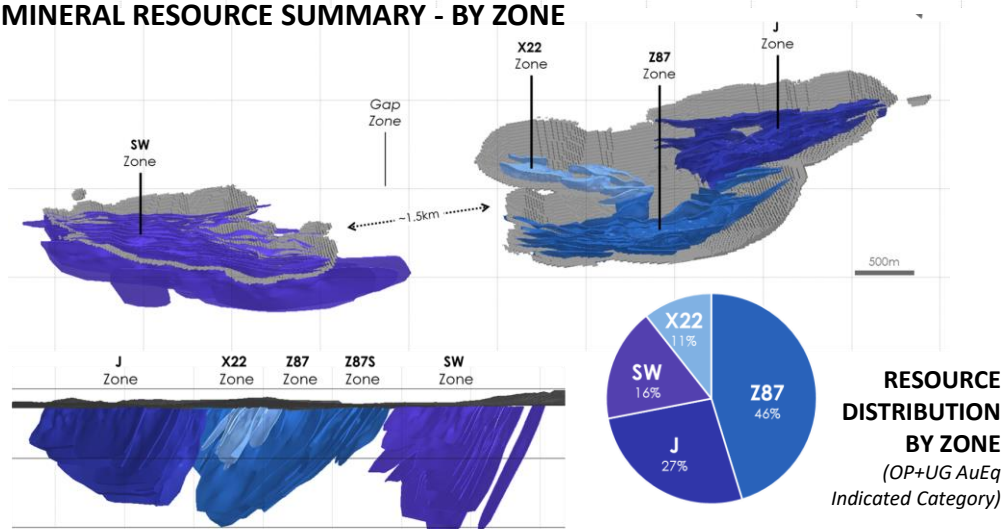
2023: SIGNIFICANT MINERAL GROWTH AT SURFACE



## OPEN PIT GROWTH BY ZONE (Indicated)



## MINERAL RESOURCE SUMMARY - BY ZONE



## Qualified Person

The technical and scientific information in this Fact Sheet has been reviewed and approved by Nicolas Guest, P.Geo., Exploration Manager for Troilus, who is a Qualified Person as defined by NI 43-101. Mr. Guest is an employee of Troilus and is not independent of the Company under NI 43-101.

## Board of Directors

Diane Lai, Chairperson  
Brigitte Berneche  
Thomas Olesinski

Hon. Pierre Pettigrew  
Dr. Eric Lamontagne  
Justin Reid

## Senior Management

Justin Reid, CEO, Director  
Susanna Milne, CFO  
Ian Pritchard, SVP Technical Services  
Kyle Frank, VP Exploration  
Daniel Bergeron, VP Special Projects

Brianna Davies, Sr. VP Legal & Corp. Secretary  
Catherine Stretch, VP Corporate Affairs  
Caroline Arseneault, VP Corp. Communications  
Jacqueline Leroux, VP Env., Permitting & QC Operations  
Nicolas Guest, Exploration Manager

## Contact Us

715 Sq. Victoria, Suite 705, Mtl, QC H2Y 2H7  
+1 (647) 276-0050 or info@troilusgold.com  
troilusgold.com

Follow Us: